



**effegibi®**  
PERFECT WELLNESS


Via Gallo 769  
47522 Cesena (FC)  
Italy

P +39 0547 372881  
F +39 0547 372924

[www.effegibi.it](http://www.effegibi.it)  
[info@effegibi.it](mailto:info@effegibi.it)

# MATERIALS

( 2018 )



**effegibi®**  
PERFECT WELLNESS

## Qualità dei materiali

Saune e Hammam subiscono enormi sollecitazioni termiche, per questo i materiali che li compongono sono un fattore determinante di qualità.

Dall'Hemlock Canadese al tradizionale Abete di Svezia, più di 10 tipologie di legno esclusivamente di prima scelta, selezionate e sottoposte a rigorosi controlli di qualità, rappresentano una vasta gamma di soluzioni estetiche delle saune Effegibi. Legni naturali ecocompatibili, che non provengono da deforestazione o da alberi in estinzione, garantiscono un ambiente sano che resta a lungo inalterato.

Per gli Hammam, Effegibi ha selezionato le migliori ceramiche, i marmi e speciali materiali composti con le ultime tecnologie, piacevoli al tatto e capaci di dare un tocco unico all'ambiente.

La naturalità del legno e la particolarità dei rivestimenti selezionati da Effegibi rendono i campioni puramente indicativi.

La realizzazione di progetti dimensionalmente più grandi rispetto al campione è da considerare elemento variabile sulla percezione del risultato finale.

## The quality of our materials

Saunas and Hammams are subjected to massive thermal stress, this is why the materials they are made of play such an important role in their quality.

Our saunas are constructed from over 10 different types of wood, from Canadian hemlock to the traditional Swedish pine, all painstakingly selected and rigorously quality controlled to provide a vast range of aesthetic solutions. Eco-friendly natural wood, which does not come from deforestation or trees in danger of extinction, guarantees a healthy environment which retains all its characteristics over time.

For its Hammams, Effegibi has selected the best ceramics, marbles and special materials produced using the latest technologies which are pleasant to the touch and give their surroundings a highly original look.


The natural characteristics of the wood and the particular qualities of the coverings selected by Effegibi mean samples are purely indicative.

When projects are undertaken that are larger than the sample, the perception of the end result can sometimes vary.

# BODYLOVE


SAUNA

CANADIAN HEMLOCK (BODYLOVE TEXTURE)  
HEMLOCK CANADESE (TEXTURE BODYLOVE)



SAUNA INSIDE, PANELLING  
INTERNO SAUNA, BOISERIE

HEAT-TREATED SOLID WOOD (BODYLOVE TEXTURE)  
LEGNO MASSICCIO TERMOTR. (TEXTURE BODYLOVE)



SAUNA INSIDE, PANELLING  
INTERNO SAUNA, BOISERIE

HAMMAM

GRES PORCELAIN CHAMPAGNE  
GRES PORCELLANATO CHAMPAGNE



HAMMAM INSIDE, PANELLING  
INTERNO HAMMAM, BOISERIE

FLUTED GLASS  
VETRO A CANNE (FLUTES)



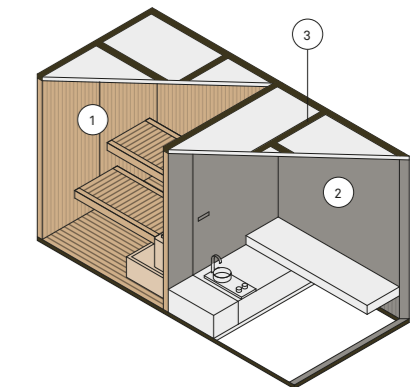
HAMMAM INSIDE, PANELLING  
INTERNO HAMMAM, BOISERIE

SAUNA + HAMMAM

ALUMINIUM BRONZE  
ALLUMINIO BRONZO



FRAME  
STRUTTURA



# LOGICA SAND

SAUNA

HAMMAM


SAUNA + HAMMAM

## SOFT SAND

CANADIAN HEMLOCK (SMOOTH)  
HEMLOCK CANADESE (LISCIO)

LAMINATED GRES PORCELAIN:  
SLIMTECH SOFT SAND  
GRES LAMINATO:  
SLIMTECH SOFT SAND

PAINTED ALUMINIUM: RAL 7030  
ALLUMINIO VERNICIATO: RAL 7030



SAUNA INSIDE  
INTERNO SAUNA

HAMMAM INSIDE AND OUTSIDE  
INTERNO ED ESTERNO HAMMAM

FRAME  
STRUTTURA

## SAND C030

CANADIAN HEMLOCK (SMOOTH)  
HEMLOCK CANADESE (LISCIO)

LAMINATED GRES PORCELAIN:  
SLIMTECH RE-EVOLUTION C030  
GRES LAMINATO:  
SLIMTECH RE-EVOLUTION C030

PAINTED ALUMINIUM: RAL 7030  
ALLUMINIO VERNICIATO: RAL 7030



SAUNA INSIDE  
INTERNO SAUNA

HAMMAM INSIDE AND OUTSIDE  
INTERNO ED ESTERNO HAMMAM


FRAME  
STRUTTURA

## SAND W030

CANADIAN HEMLOCK (SMOOTH)  
HEMLOCK CANADESE (LISCIO)

LAMINATED GRES PORCELAIN:  
SLIMTECH RE-EVOLUTION W030  
GRES LAMINATO:  
SLIMTECH RE-EVOLUTION W030

PAINTED ALUMINIUM: RAL 7030  
ALLUMINIO VERNICIATO: RAL 7030



SAUNA INSIDE  
INTERNO SAUNA

HAMMAM INSIDE AND OUTSIDE  
INTERNO ED ESTERNO HAMMAM

FRAME  
STRUTTURA

# LOGICA CLOUD

SAUNA

HAMMAM

SAUNA + HAMMAM

## WHITE CLOUD

CANADIAN HEMLOCK (SMOOTH)  
HEMLOCK CANADESE (LISCIO)

LAMINATED GRES PORCELAIN:  
SLIMTECH WHITE CLOUD  
GRES LAMINATO:  
SLIMTECH WHITE CLOUD

PAINTED ALUMINIUM: RAL 9010 SA810G  
ALLUMINIO VERNICIATO: RAL 9010 SA810G



SAUNA INSIDE  
INTERNO SAUNA

HAMMAM INSIDE AND OUTSIDE  
INTERNO ED ESTERNO HAMMAM

FRAME  
STRUTTURA

## CLOUD C020

CANADIAN HEMLOCK (SMOOTH)  
HEMLOCK CANADESE (LISCIO)

LAMINATED GRES PORCELAIN:  
SLIMTECH RE-EVOLUTION C020  
GRES LAMINATO:  
SLIMTECH RE-EVOLUTION C020

PAINTED ALUMINIUM: RAL 9010 SA810G  
ALLUMINIO VERNICIATO: RAL 9010 SA810G



SAUNA INSIDE  
INTERNO SAUNA

HAMMAM INSIDE AND OUTSIDE  
INTERNO ED ESTERNO HAMMAM


FRAME  
STRUTTURA

## CLOUD W030

CANADIAN HEMLOCK (SMOOTH)  
HEMLOCK CANADESE (LISCIO)

LAMINATED GRES PORCELAIN:  
SLIMTECH RE-EVOLUTION W030  
GRES LAMINATO:  
SLIMTECH RE-EVOLUTION W030

PAINTED ALUMINIUM: RAL 9010 SA810G  
ALLUMINIO VERNICIATO: RAL 9010 SA810G



SAUNA INSIDE  
INTERNO SAUNA

HAMMAM INSIDE AND OUTSIDE  
INTERNO ED ESTERNO HAMMAM

FRAME  
STRUTTURA

# LOGICA STONE


SAUNA

HAMMAM

SAUNA + HAMMAM

## STONE

CANADIAN HEMLOCK (SMOOTH)  
HEMLOCK CANADESE (LISCIO)




SAUNA INSIDE  
INTERNO SAUNA

LAMINATED GRES PORCELAIN:  
SLIMTECH BLACK STONE  
GRES LAMINATO: SLIMTECH  
BLACK STONE



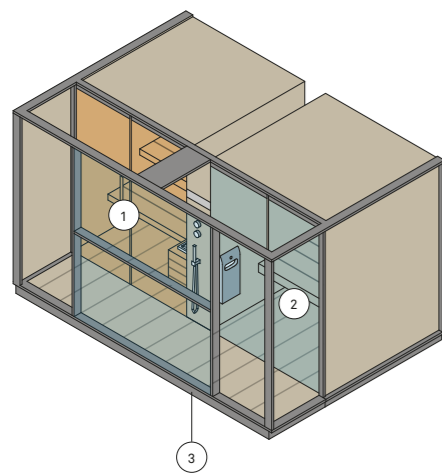
HAMMAM INSIDE AND OUTSIDE  
INTERNO ED ESTERNO HAMMAM

PAINTED ALUMINIUM: YX355F 2525 SABLÉ  
ALLUMINIO VERNICIATO: YX355F 2525 SABLÉ

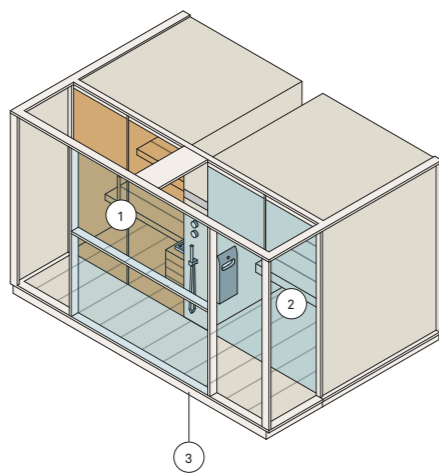


FRAME  
STRUTTURA

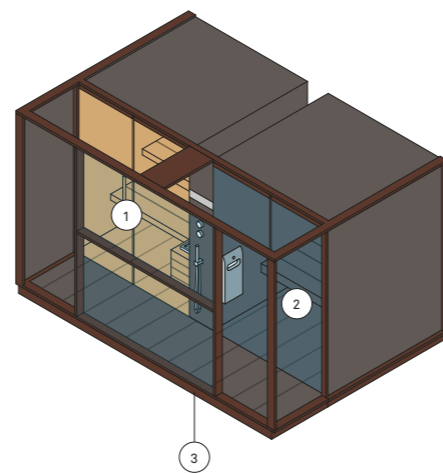
LOGICA SOFT SAND



LOGICA WHITE CLOUD



LOGICA STONE




# TOPKAPI

INTERIOR COVERINGS / RIVESTIMENTI INTERNI

BACK GLASS PANELS / VETRO DI FONDO

GLASS PANELS / VETRATE

CARRARA MARBLE  
MARMO CARRARA




FLOOR AND COLUMN  
PAVIMENTO E COLONNA

TOUGHENED GLASS WITH WHITE  
CERAMIC ENAMEL  
VETRO TEMPERATO CON SMALTO  
CERAMICO BIANCO



BACK GLASS PANELS  
VETRO DI FONDO

25 MM DOUBLE-GLAZED TOUGHENED  
GLASS, RAIN  
VETRO CAMERA TEMPERATO 25 MM,  
RAIN




GLASS PANELS ON VIEW  
VETRATE A VISTA

BOTTICINO MARBLE  
MARMO BOTTICINO




FLOOR AND COLUMN  
PAVIMENTO E COLONNA

MIRROR-FINISH TOUGHENED GLASS  
VETRO TEMPERATO FINITURA A SPECCHIO



BACK GLASS PANELS  
VETRO DI FONDO

25 MM DOUBLE-GLAZED TOUGHENED  
GLASS, TRANSPARENT  
VETRO CAMERA TEMPERATO 25 MM,  
TRASPARENTE

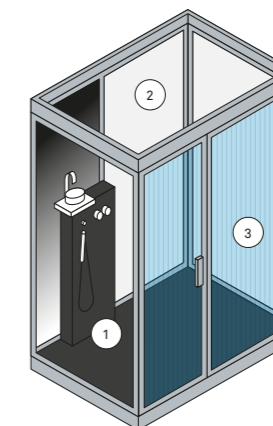


GLASS PANELS ON VIEW  
VETRATE A VISTA

MARQUINA MARBLE  
MARMO MARQUINA



FLOOR AND COLUMN  
PAVIMENTO E COLONNA




# AIR

**NATURAL ASPEN**  
*ASPEN NATURALE*

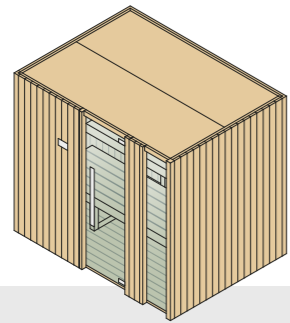
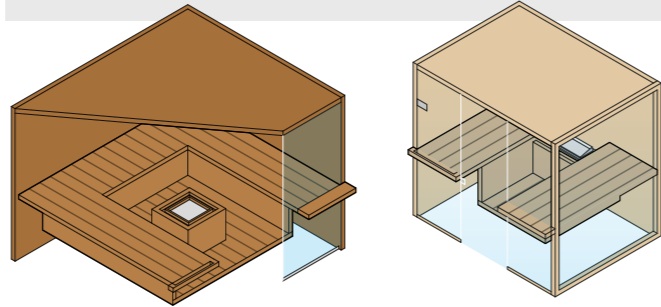


OUTSIDE, INSIDE, FITTINGS  
*INTERNO, ESTERNO, ARREDI*

**HEAT-TREATED ASPEN**  
*ASPEN TERMOTRATTATO*




OUTSIDE, INSIDE, FITTINGS  
*INTERNO, ESTERNO, ARREDI*



# AUKI

**CANADIAN HEMLOCK**  
*HEMLOCK CANADESE*


SLATS / *DOGHE*



OUTSIDE, INSIDE, FITTINGS  
*INTERNO, ESTERNO, ARREDI*

**SWEDISH FIR WOOD**  
*ABETE DI SVEZIA*

SLATS / *DOGHE*



OUTSIDE, INSIDE, FITTINGS  
*INTERNO, ESTERNO, ARREDI*

# YOKU

**CANALETTO WALNUT**  
*NOCE CANALETTO*

SMOOTH / *LISCIO*

SLATS / *DOGHE*



OUTSIDE, INSIDE  
*INTERNO, ESTERNO*

INNER BACK WALL, FITTINGS  
*PARETE POSTERIORE INTERNA, ARREDI*

**DARK HEAT-TREATED SOLID WOOD**  
*LEGNO MASSICCIO TERMOTRATTATO SCURO*

SMOOTH / *LISCIO*

SLATS / *DOGHE*




OUTSIDE, INSIDE  
*INTERNO, ESTERNO*

INNER BACK WALL, FITTINGS  
*PARETE POSTERIORE INTERNA, ARREDI*

**HEAT-TREATED ASPEN**  
*ASPEN TERMOTRATTATO*

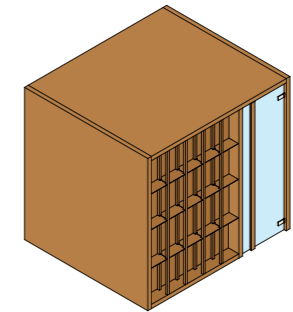
SMOOTH / *LISCIO*

SLATS / *DOGHE*



OUTSIDE, INSIDE  
*INTERNO, ESTERNO*

INNER BACK WALL, FITTINGS  
*PARETE POSTERIORE INTERNA, ARREDI*




# SKY - SKY CORNER

**CANADIAN HEMLOCK**  
*HEMLOCK CANADESE*

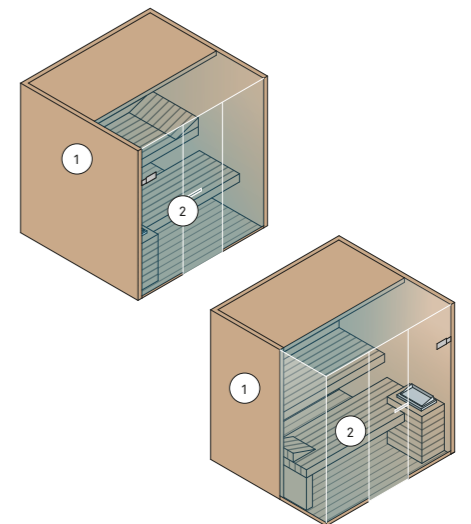
SMOOTH / *LISCIO*

SLATS / *DOGHE*



OUTSIDE, INSIDE, SIDE WALLS  
*INTERNO, ESTERNO, PARETI LATERALI*

INNER BACK WALL, FITTINGS  
*PARETE POSTERIORE INTERNA, ARREDI*



# RECOMMENDED WOODS FOR CUSTOM SAUNAS

## ESSENZE CONSIGLIATE PER SAUNE SU MISURA

CHALET TEXTURE  
OAK  
ROVERE



OUTSIDE, INSIDE  
ESTERNO, INTERNO


CHALET TEXTURE  
SWEDISH FIR WOOD  
ABETE DI SVEZIA



OUTSIDE, INSIDE  
ESTERNO, INTERNO

DARK HEAT-TREATED SOLID WOOD  
LEGNO MASSICCIO TERMOTR. SCURO


SMOOTH / LISCIO



OUTSIDE, INSIDE  
ESTERNO, INTERNO

HEAT-TREATED ASPEN  
ASPEN TERMOTRATTATO


SLATS / DOGHE



OUTSIDE, INSIDE, FITTINGS  
ESTERNO, INTERNO, ARREDI

CANADIAN HEMLOCK  
HEMLOCK CANADESE


SLATS / DOGHE



OUTSIDE, INSIDE, FITTINGS  
ESTERNO, INTERNO, ARREDI

SWEDISH FIR WOOD  
ABETE DI SVEZIA


SLATS / DOGHE



OUTSIDE, INSIDE, FITTINGS  
ESTERNO, INTERNO, ARREDI


OAK  
ROVERE

SMOOTH / LISCIO




OUTSIDE, INSIDE  
ESTERNO, INTERNO

CEDAR  
CEDRO




OUTSIDE, INSIDE, FITTINGS  
ESTERNO, INTERNO, ARREDI

CANALETTO WALNUT  
NOCE CANALETTO




OUTSIDE, INSIDE, FITTINGS  
ESTERNO, INTERNO, ARREDI

BAND TEXTURE  
CANADIAN HEMLOCK  
HEMLOCK CANADESE




OUTSIDE, INSIDE  
ESTERNO, INTERNO

BAND TEXTURE  
HEAT-TREATED ASPEN  
ASPEN TERMOTRATTATO



OUTSIDE, INSIDE  
INTERNO, ESTERNO


BAND TEXTURE  
DARK HEAT-TREATED SOLID WOOD  
LEGNO MASSICCIO TERMOTR. SCURO



OUTSIDE, INSIDE  
INTERNO, ESTERNO

DARK HEAT-TREATED SOLID WOOD  
LEGNO MASSICCIO TERMOTR. SCURO

SLATS / DOGHE



OUTSIDE, INSIDE, FITTINGS  
ESTERNO, INTERNO, ARREDI

FURTHER FINISHES OR SPECIAL TREATMENTS  
ARE AVAILABLE ON REQUEST.  
SI SVILUPPANO LAVORAZIONI E TRATTAMENTI  
PARTICOLARI SU RICHIESTA.



(INDICATE FINISH)  
(INDICARE FINITURA)

PLEASE NOTE THAT THE SAMPLES  
ARE JUST FOR INDICATIVE  
REFERENCE. MATERIALS  
INHERENTLY LACK UNIFORMITY  
AND ARE SUBJECT TO VARIATION  
IN COLOR, SHADE, FINISH.

I CAMPIONI SONO DA RITENERSI  
PURAMENTE INDICATIVI.  
I MATERIALI ESSENDO NATURALI  
SONO CARATTERIZZATI DA  
MANCANZA DI UNIFORMITÀ DI  
TONO E SOGGETTI A VARIAZIONI  
IN TERMINI DI COLORE, TONO E  
FINITURA.